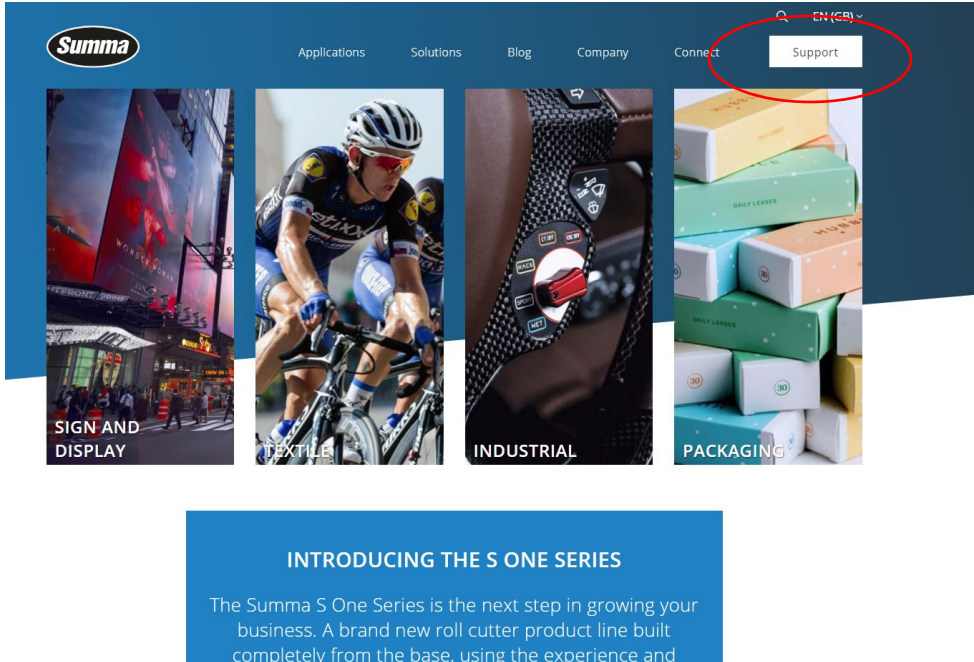
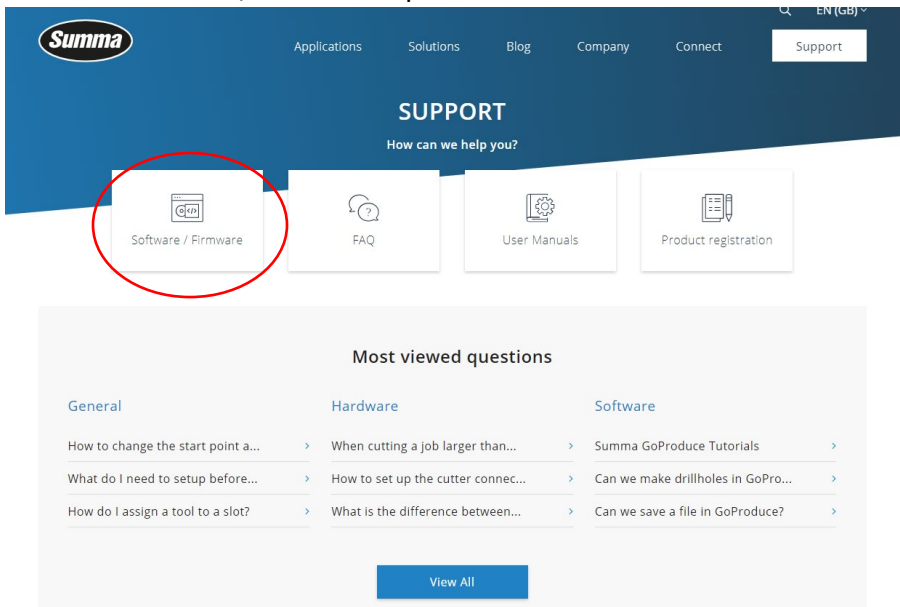


Updating Firmware on the F1612

1. Go to Summa.com and click the button that says support.



2. Click the Software/Firmware Option



3. Find the F Series Firmware and click the download link

SOFTWARE / FIRMWARE

All downloads can be found here

Download backup and activation files

What are you looking for?

I'M SEARCHING FOR: **All** **Firmware** Software USB Drivers Flatbed Cutters Printer Cutters Vinyl Cutters

Search

Flatbed Cutters

Firmware	Description	Version	Date
F Series Firmware, MD9974	The latest internal programming for F Series Flatbed cutters.	036	19-01-2021

Note: You can filter the search by item type such as "Firmware" to find it easier

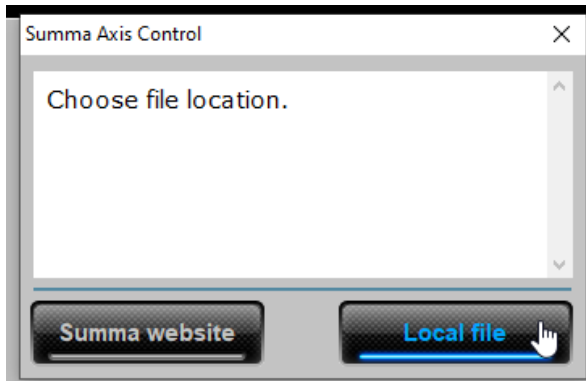
4. Make sure Axis Control is open and your Flatbed is on
5. In Summa Axis Control -> Menu -> Update Firmware then choose "Local File" Navigate to the new firmware file and select it

The screenshot shows the Summa Axis Control software interface. The top bar displays 'Summa Axis Control 3.25.0.4 - Build Oct 13 2020'. The main interface is divided into several sections: 'Status' (left sidebar with USB, Remote controller, Emergency stops, Safety beams, Fatal error), 'Media info' (top left with dimensions 1200 mm x 1600 mm), 'Module info' (top middle with knife specifications), and 'Last machine event' (top right). The central area contains a 'Menu' button, which is highlighted with a red arrow. Below the menu, there is a table of parameters and their values, and a 'Set parameter' section for 'Overcut'. The 'Upgrade Firmware' button in the bottom right corner is circled in red.

Parameter	Value
Overcut	0.1 mm
OptiCut	Off
Quality level	High
Concatenation	0.17 mm
Cut off barcode	On
Slot to cut off barcode	3
Margin to cut off barcode	15 mm
Velocity to clean the table	300 mm/s
Operator zone	Full

Set parameter: Overcut (0.1 mm)

Buttons: Send File, Draw Origin, Dirty Test, Calibrate Feed, Upgrade Firmware, Customize, Camera control, Poster Trim



6. wait for the firmware to update then reboot the machine when Axis Control prompts to



WARNING: Do not turn off the cutter until you are prompted to reboot. If the update is interrupted by a preemptive reboot, it may corrupt the memory on the mainboard